

2010/04/05



2014 - 2010

3		-	:
4			:
4		-	
5		-	
8	2009 2008	-	
11			:
12			:
12		-	
13		-	
14		-	
18		-	
			:
19		-1	
21		-2	
23		-3	
29		-4	

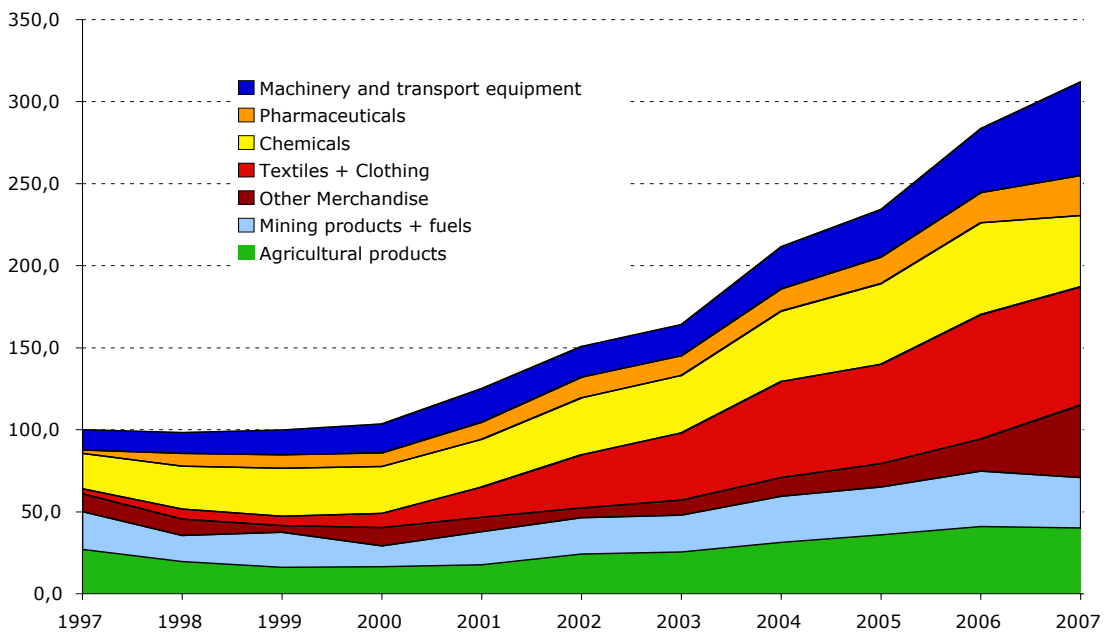
- :

()

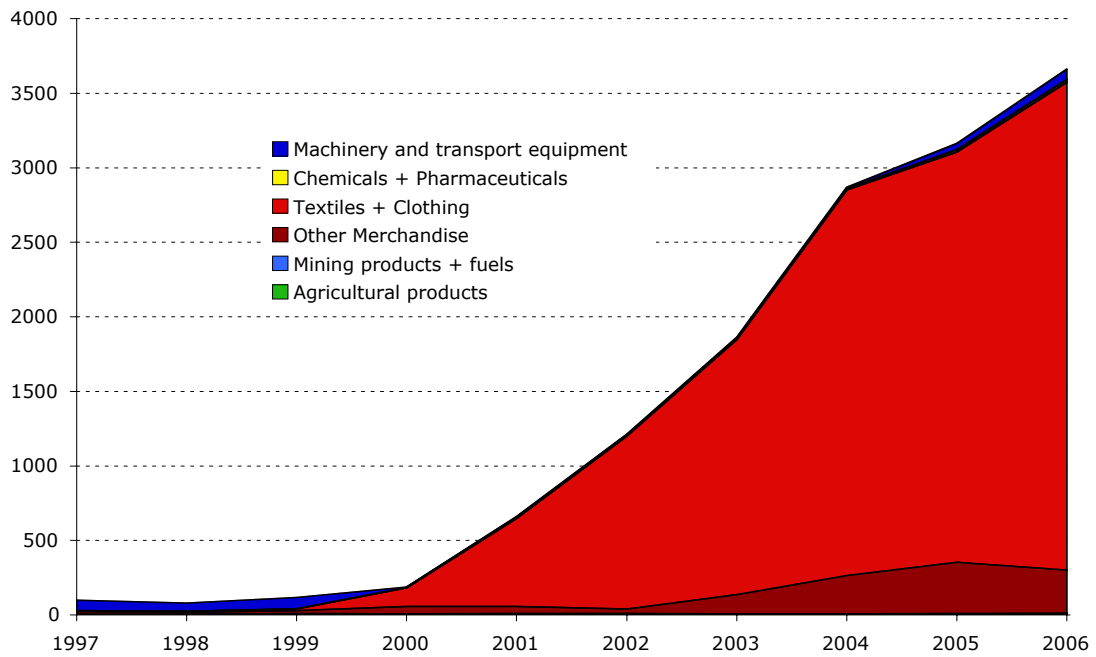
. %85 %57
 .2005 2004 1

()
 .()

.2007-1997 2



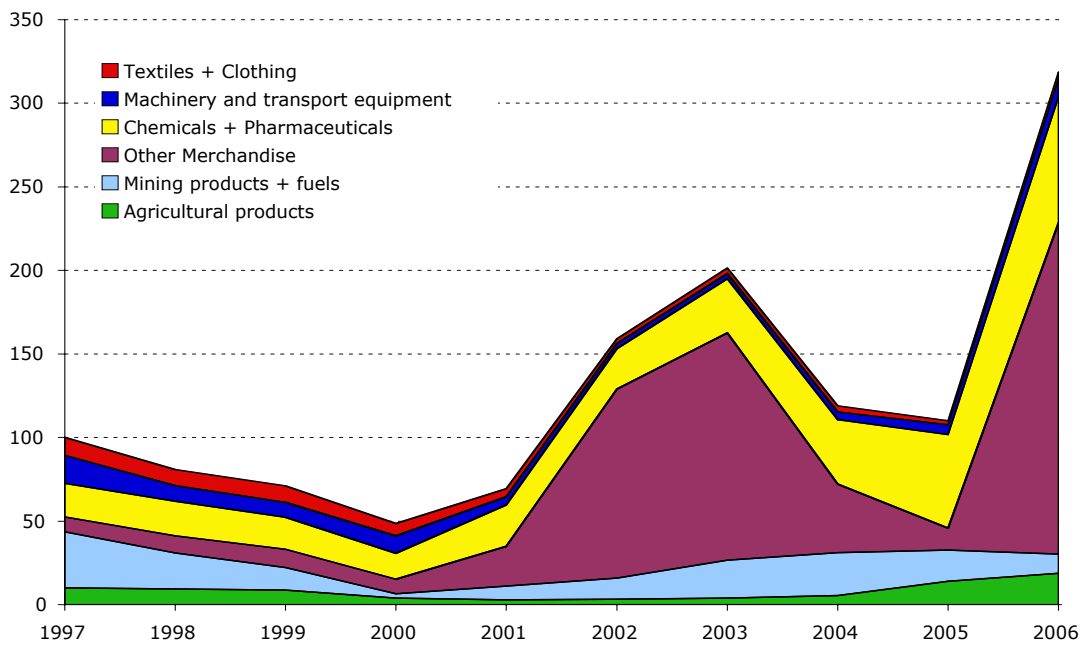
2007 - 1997 (100 = 1997) :2



2006 – 1997

.3

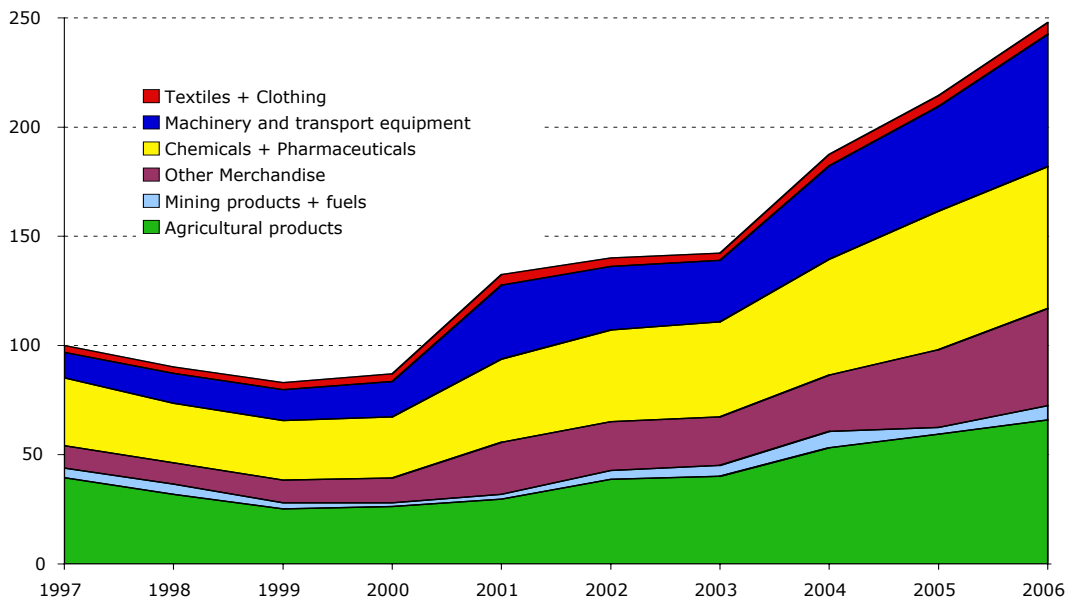
(100 = 1997)



2006 – 1997

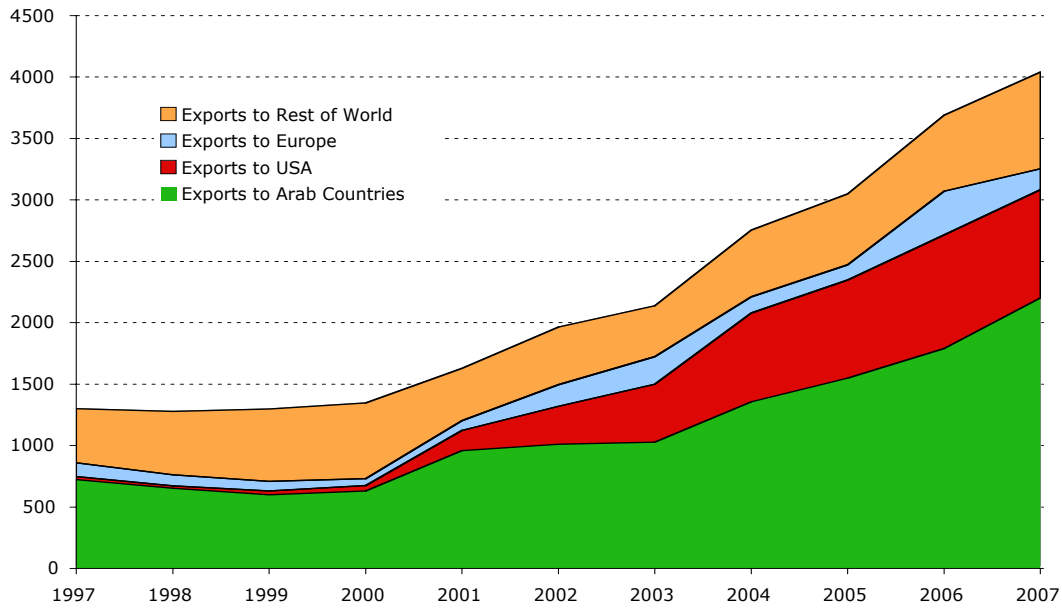
.4

(100 = 1997)



:5

2006 - 1997



() 2007 - 1997

:6

2007 1997

%4.3 %3.3

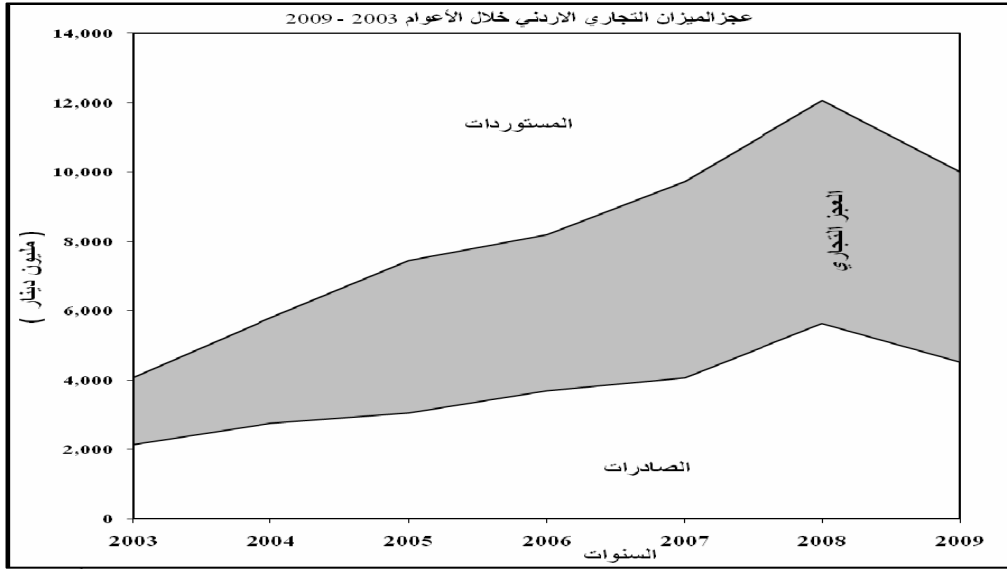
%3

:2009 2008

-

.2008 %29.42 %37.7 2008
%23.2 2007
%14 2008
. % 46.1 2007
2008

%19 2009
.2008 %21
2008 %15 2009
%17 2009
%4



2009-2003

: 7

2009

2009 2008

2(

) 2009-2007

:1

2009	2008	2007		2009	2008	2007	
1067	1858	1465		589	716	843	
858	1024	828		530	612	275	
627	902	840		334	353	299	
984	835	694		265	277	262	
598	792	519		317	545	227	
374	657	538		264	372	138	
5487	5993	4839		1494	1556	1139	
9994	12061	9722		3573	4431	3184	
				946	1202	880	
5474	6428	5659		4520	5633	4064	

2: أهم الشركاء التجاريين والتكتلات الاقتصادية خلال الفترة (2009-2007)

(القيمة بالمليون دينار أردني)³

2009	2008	2007		2009	2008	2007	
3164	3999	3210		1845	1848	1327	
1729	2550	2014		608	574	378	
744	620	500		620	745	885	
694	551	449		612	736	875	
2945	3501	2689		880	1476	678	
1094	1252	928		486	916	333	
2169	2541	2366		107	182	111	
629	720	725		8	36	13	
970	1400	957		121	179	183	
249	276	226		47	92	65	

:

2

:

3

:

(2008)
(ITC)

.(1)

()

.(2)

(2006)

()

(2009)

.

.

" "

(2007)

.(2008)

:

-

.

.

:

2014- 2010

-1

-2

-3

.()

-4

-5

-6

-7

-8

-9

-10

(12256/2/16/31)

2007/6/27

-

"

"

1.7) (%8)
%21)
2012 (

: -

.(5) (3)

:

(1)

(1-1)

master)

(1-1-1)

.(plan

(2-1-1)

2015

(2-1)

(1-2-1)

2015

(2-2-1)

(3-1)

(1-3-1)

(2-3-1)

(3-3-1)

(4-1)

(1-4-1)

(2)

(1-2)

(1-1-2)

(2-1-2)

.(Branding)

(3-1-2)

(2-2)

(1-2-2)

(2-2-2)

(3)

(1-3)

(1-1-3)

(2-1-3)

(2-3)

(1-2-3)

(2-2-3)

(3-2-3)

(4-2-3)

(3-3)

(1-3-3)

(2-3-3)

(4-3)

(1-4-3)

(2-4-3)

(3-4-3)

(5-3)

(1-5-3)

(4)

(1-4)

(1-1-4)

(2-1-4)

(2-4)

(1-2-4)

(2-2-4)

(3-2-4)

(4-2-4)

:

(1)

(1-1)

(1-1-1)

(2-1-1)

(3-1-1)

(4-1-1)

(5-1-1)

(6-1-1)

(7-1-1)

(2-1)

(1-2-1)

(2-2-1)

(3-1)

(1-3-1)

(market surveillance)

(2-3-1)

(3-3-1)

TBT SPS

(4-3-1)

(5-3-1)

(6-3-1)

(7-3-1)

:

(1)

(1-1)

(1-1-1)

(2)

(1-2)

(1-1-2)

(2-1-2)

(2-2)

(1-2-2)

-

(3)

(4)

(1)

(3)	(1)
-	-
(4)	(2)
-	-

)

.2006

(2008

)

)

(

-		
- - -		
-	- - -	
- - - - - - - - - - - - - - -	- - - - - - - - - - - - - - -	

.(2008)

	:	:
		(1)
		<hr/>
		(1-1)
(master plan)		(1-1-1)
		(2-1-1)
	2015	
		(2-1)
		(1-2-1)
		(2-2-1)
	2015	
		(3-1)
		(1-3-1)
		(2-3-1)
		(3-3-1)
		(4-1)
		(1-3-1)
		(2-3-1)
		(2)
		<hr/>
		(1-2)
		(1-1-2)
		(2-1-2)
(Branding)		(3-1-2)

(2-2)

(1-2-2)

(2-2-2)

(3)

(1-3)

(1-1-3)

(2-1-3)

(2-3)

(1-2-3)

(2-2-3)

(3-2-3)

(4-2-3)

(5-2-3)

(3-3)

(1-3-3)

(2-3-3)

(3-3-3)

(4-3)

(1-4-3)

(2-4-3)

(3-4-3)

(5-3)

(1-5-3)

: _____ **(4)** _____

(1-4)

(1-1-4)

(2-1-4)

(2-4)

(1-2-4)

(2-2-4)

(3-2-4)

(4-2-4)

:

:

_____ **(1)** _____

(1-1)

(1-1-1)

(2-1-1)

(3-1-1)

(4-1-1)

(5-1-1)

(6-1-1)

(6-3-1)

)
(

(2-1)

(1-1-1)

(2-1-1)

(3-1-1)

(3-1)

(1-3-1)

(market surveillance)

(2-3-1)

(3-3-1)

TBT SPS

(4-3-1)

(5-3-1)

(6-3-1)

(7-3-1)

:

:

(1)

(1-1)

(1-1-1)

(2)

(1-2)

(1-2-2)

(2-2-2)

(2-2)

(1-2-2)

/					
					(1)
	-2010 2012	:			1-1
	-2010 2012	:			2-1
	-2011 2012	:			3-1

	-2010 2013	- :			4-1
					(2)
	-2010 2012	: :			1-2

	-2010 2011	:			2-2
					(3)
	-2010 2011	:			1-3
		:	-	.	2-3

		:			3-3
		:			4-3
		:			5-3
					(4)
-		:	-		1-4
-		:			2-4

					(1)
-		:			1-1
-		:			2-1
-		:			3-1

					(1)
-	-2010 2011	:			1-1
					(2)
-	-2010 2011	:			1-2
-	-2010 2011	:			2-2